

Name: \_\_\_\_\_ Date: \_\_\_\_\_

# Pigeons Have Plumage—and Personality

Did you know that pigeons have good memories? They find their way around by remembering what the land looks like. They like to stay in a large group to keep safe from **predators**. They stay with one partner for their whole life. Both parents take turns sitting on their **squabs** to keep them warm. They take care of them in the nest until they can fly.

1. What are some ways that pigeons and humans are alike?

---

---

---

2. How do pigeons take care of their squabs?

---

---

---


3. How do pigeons feel about their squabs? Explain your answer.

---


---

---

KEY VOCABULARY	
plumage	feathers
squab	a baby pigeon
predator	an animal who kills and eats other animals to stay alive



# I'M A FRIEND TO PIGEONS!



**HI! I'M PIDGEY!**



**PETAkids**

## **FUN FACTS ABOUT PIGEONS**

Pigeons are loving parents—both the moms and the dads care for their young. We have great memories and can fly as far as 500 miles in a single day, reaching speeds of up to 50 miles per hour. We stay in large flocks to keep everyone safe from predators.

## **WANT TO HELP PIGEONS?**

Please help us by not chasing us! This planet is our home, too, and we want to be able to navigate and explore it with our families. Please also make sure you never feed us, and help keep us safe by throwing your trash away in garbage bins, where we can't get hurt by it.

# Fun and Fascinating Facts About Pigeons!

Here are some facts about pigeons that are sure to wow your students while deepening their respect and appreciation for these fascinating birds. You can read the following introduction and interesting facts aloud, asking students to remember their favorite fact so that they can share it with you or a classmate. You can also ask the follow-up questions to encourage students to think about pigeons' activities, thoughts, and feelings. This fact sheet pairs well with the book [How to Heal a Broken Wing](#) by Bob Graham, TeachKind's ["Be a Pal to Pigeons" activity bundle](#), PETA Kids' ["Did You Know? All About Pigeons!"](#) video, and the [PETA Kids Pidgey plush](#).



Did you know that pigeons are intelligent individuals who belong to the same family as doves? People tend to call smaller species “doves” and larger species “pigeons,” but there’s actually no real difference between the two. Here are some other interesting facts about these quirky birds:

- A pigeon’s navigational skills are astoundingly complex, and they can fly up to 50 mph and can travel up to 500 miles in one day.
- Pigeons have excellent hearing and vision, and they see in ultraviolet color.
- Pigeons drink water by using their beaks like straws.
- A female pigeon is called a “hen.”
- Pigeon babies are called “squabs” or “squeakers.”
- Pigeons choose a life partner and are devoted to their families, with both parents caring for their young.
- Pigeons flock in large numbers to stay safe from danger.
- Pigeons can recognize themselves in puddles and mirrors.
- Pigeons have excellent memories.

## Follow-Up Questions

- Pigeons can fly up to 500 miles in one day. Where do you think they go? Where would you go if you could travel that far in a day?
- What do you think pigeons think when they see themselves in puddles or mirrors?
- Pigeons have excellent memories. What things do you think they remember? Maybe their parents or the nest where they hatched?

# Craft: Make a Pigeon Pal!

## Materials Needed

Pigeon cutout template	Scissors	Purple, green, gray, orange, and black crayons, markers, or colored pencils	Glue	1 googly eye
------------------------	----------	---	------	--------------

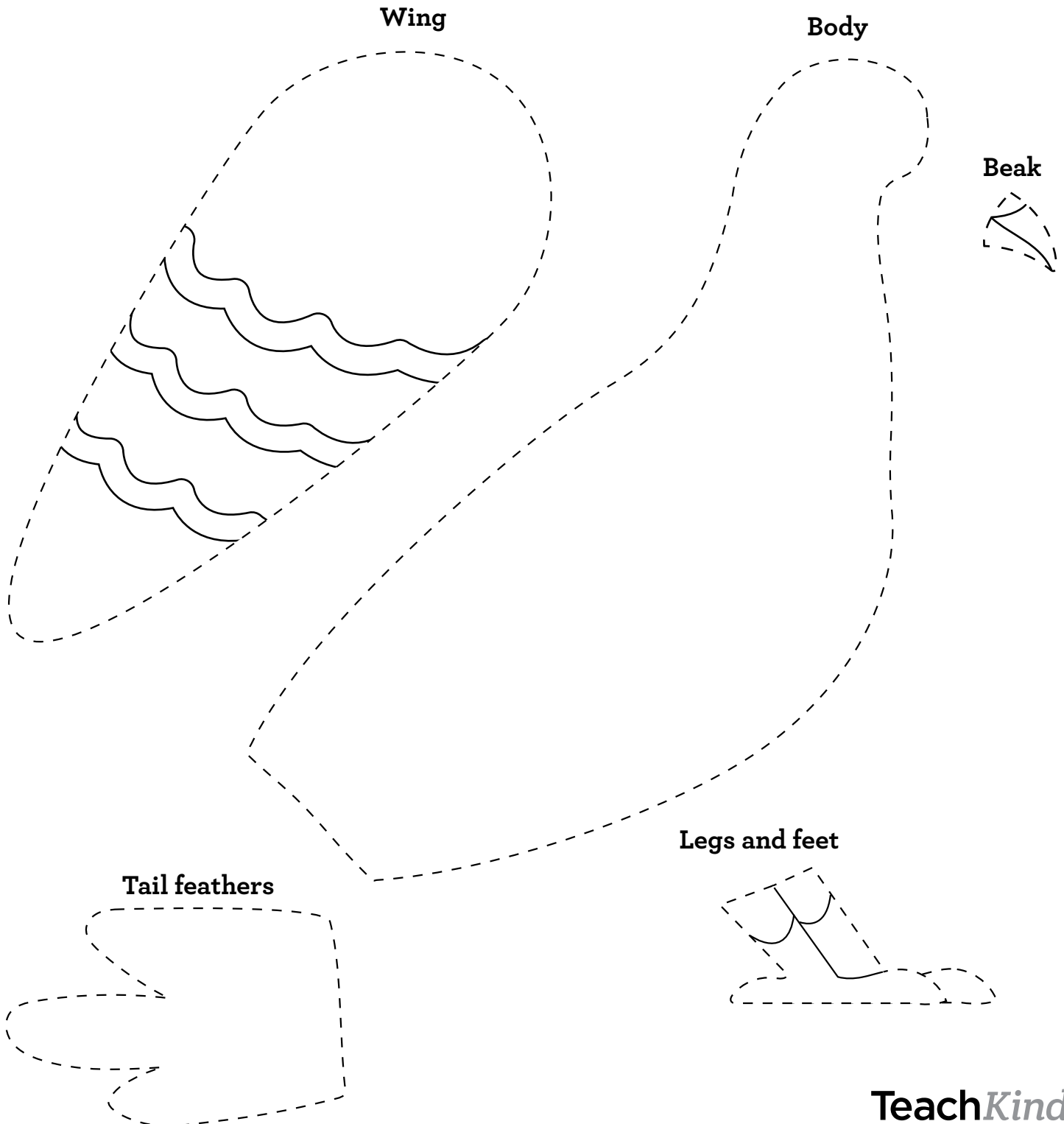


## Instructions

Your students will be making a rock pigeon, the most common type of pigeon in North America. You can show them the image above for inspiration and then have them color and assemble their own pigeon pal following the steps below.

1. Color the shapes on the pigeon cutout template:
  - a. Use green and purple to color the neck.
  - b. Color the rest of the body gray.
  - c. Color the tail feathers gray.
  - d. Color the wings gray and the wing bands black.
  - e. Color the beak dark gray.
  - f. Color the feet orange.
2. Cut out all the shapes.
3. Glue the tail feathers on.
4. Glue the wing on.
5. Give the bird a face by gluing the googly eye and the beak on.
6. Glue the legs and feet on.
7. Let the glue dry.
8. If you're using the "Be a Pal to Pigeons" activity bundle, students can complete the "My Pigeon Pal!" worksheet and color in the background. If not, you can have them complete the sentence "I can help pigeons by ..." on a blank sheet of paper.
9. Students can attach their paper birds to their worksheet or piece of paper so that you can display them.

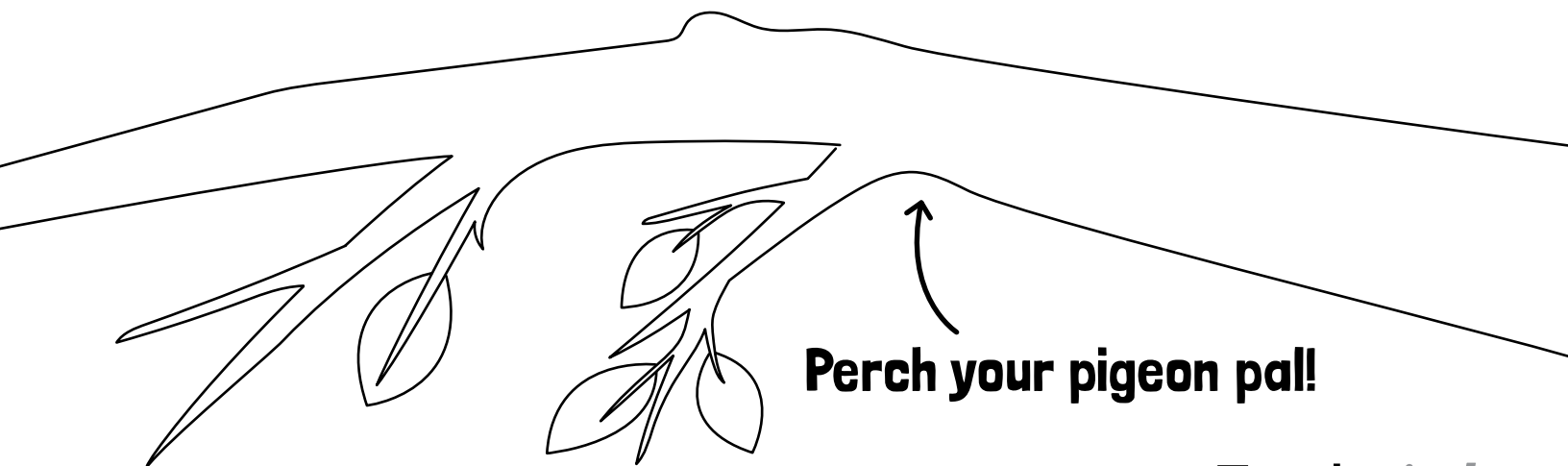
# Cut out these shapes to make your pigeon pal!



Name: \_\_\_\_\_ Date: \_\_\_\_\_

# My Pigeon Pal!

I can help pigeons by \_\_\_\_\_.



**Perch your pigeon pal!**